


Spooky electric circuits

Materials:

- Conductive dough of different colours
- Electric wires
- Battery 9 V
- LED's



Procedure:

1. Let's make our Frankenstein Monster. The top of his head should be square



2. Give him a brain. Make sure to stitch his head back on.



3. Hmmmmmmm he doesn't seem to be awake still...
Let's try making some friends for him.




4. Make a ghost. To make the arms pinch the dough out and then smooth it. Keep it spooooky.




5. Make a pumpkin. What kind of face should it have?



6. Friends are here to help! Seems like we need something else though....



7. Lets try making a circuit! Put 2 leds into Frankenstein Monsters head. We are going to make a series circuit so one leg should be long and the other short. Complete the circuit with the battery pack and friends!



8. IT'S ALIVE!! Spooky party time!



CTEM
ACADEMY

CIÊNCIA
TECNOLOGIA
ENGENHARIA
MATEMÁTICA



Rua Sá de Miranda 200
4700-352 Braga



+351 925 887 177



geral@ctemacademy.pt